




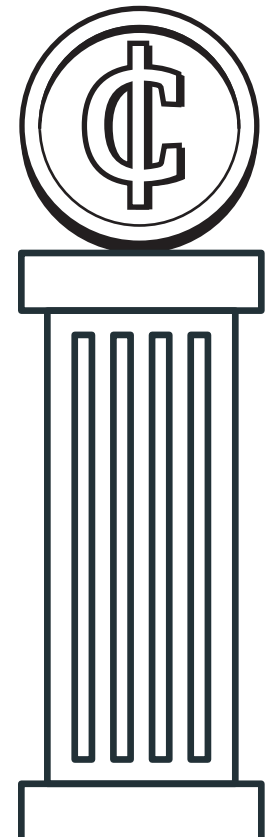


United States Mint  
**COIN ACTIVITY BOOK**  
Celebrating America's 250th Anniversary



2026



# TABLE OF CONTENTS



Let's Color Coins	2
Where is the U.S. Mint?	3
Parts of a Coin	4
Coins Through Time	5
2026 Semiquincentennial Coins	6-11
Classic Coin Designs	12
Symbols on our Coins	13
Adding Coins	14
Mint Word Hunt	15
Maze Adventure	16
Design Your Own Coin	17
Mint Trivia	18
Spot the Difference	19
Color your Cover	20



Scan this QR code to visit the Mint's kids site at [kids.usmint.gov](https://kids.usmint.gov).

The United States Mint has been making coins for over 233 years.


Coins have had many different designs on both the front (obverse) and back (reverse); from the first copper cents produced in 1793 to quarters honoring each of the 50 states and territories.

This coloring book shows some of the Mint's coin designs honoring important people, places, and events in U.S. history.



## Did You Know?

The U.S. Mint makes billions of coins a year! Paper money is made by our sister agency, the Bureau of Engraving and Printing.



# Where is the United States Mint?

The U.S. Mint has six locations around the country. Learn about each of them below.

**Denver Mint**  
Makes circulating and uncirculated sets, coin dies, and stores gold and silver. Provides public tours!

**San Francisco Mint**  
Makes commemoratives and collectible coin sets.

**West Point Mint**  
Makes commemorative, uncirculated, proof, and bullion coins. It also stores precious metals.

**Fort Knox Bullion Depository**  
Stores gold and precious metal bullion reserves.

**Philadelphia Mint**  
Makes circulating and commemorative coins, uncirculated sets, medals, and coin and medal dies. Also gives public tours!

**Mint Headquarters**  
Responsible for policies, marketing and other business related to Mint operations.

**San Francisco, California**








**Denver, Colorado**

**Fort Knox, Kentucky**

**Washington, District of Columbia**

**West Point, New York**

**Philadelphia, Pennsylvania**



# PARTS OF A COIN

Coins can be made from different metals, come in many sizes, and have unique designs. But every coin has the same basic parts. This example shows the 2026 Enduring Liberty Half Dollar featuring the Statue of Liberty.

OBVERSE

Inscription

Field

Mint Mark




REVERSE

Edge


Rim

Artist Initials




# COINS THROUGH TIME

Coin designs have changed throughout history. Our coins can show people, symbols, words, or mythical figures. Which designs have you seen before? Color them!



**DIME**



**QUARTER**



**HALF DOLLAR**


# 2026 SEMIQUINCENTENNIAL DIME

The 2026 dime obverse shows liberty wearing a cap bearing stars and stripes as seen in early American coinage. The reverse features an eagle in flight carrying arrows in its talons.

2026 Emerging Liberty  
Dime Obverse



2026 Emerging Liberty  
Dime Reverse



2026

# SEMIQUINCENTENNIAL QUARTERS

The Mayflower was a ship that transported Pilgrims from England to North America, where they would eventually establish a colony in Plymouth, Massachusetts.



2026 Mayflower Compact  
Quarter Obverse

2026 Mayflower Compact  
Quarter Reverse



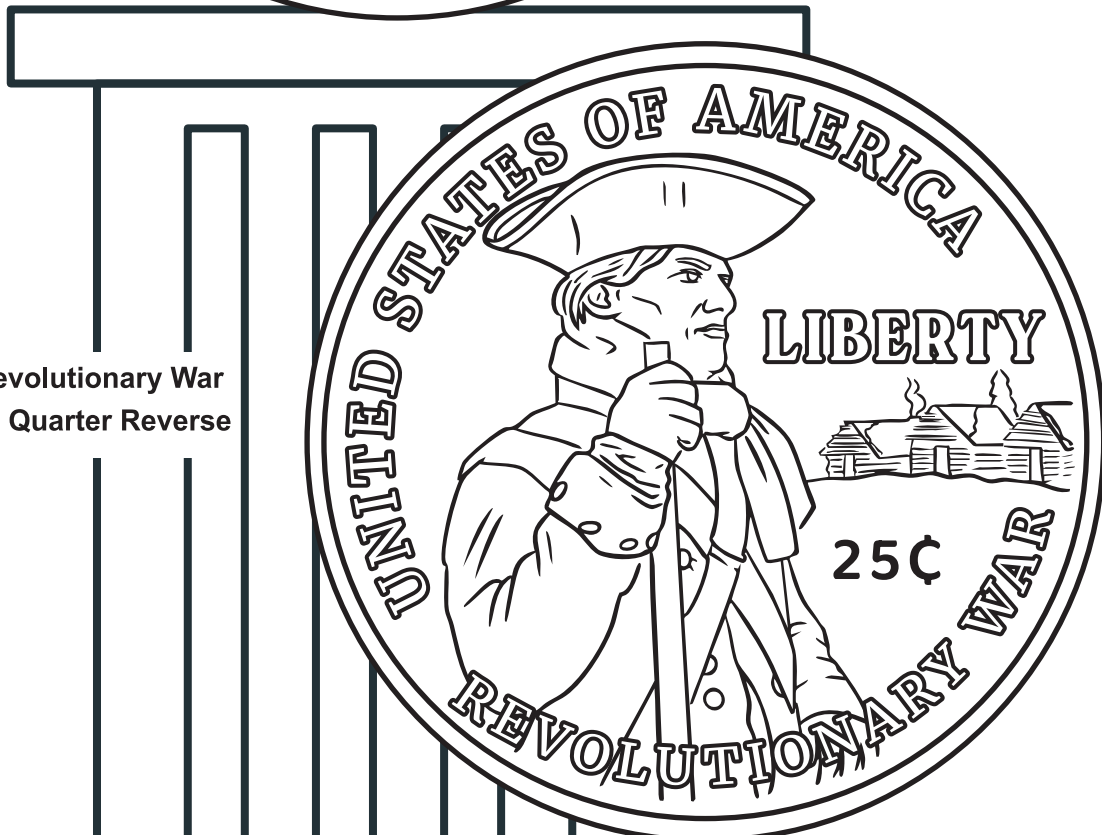
2026

# SEMIQUINCENTENNIAL QUARTERS

The quarters obverse features George Washington, the first President of the United States and Commander of the Continental Army during the Revolutionary War.



2026 Revolutionary War  
Quarter Obverse



2026 Revolutionary War  
Quarter Reverse

2026

# SEMIQUINCENTENNIAL QUARTERS

Thomas Jefferson was the author of the Declaration of Independence and the third President of the United States. The Liberty Bell found on the reverse of the quarter is an iconic symbol of the country's founding and a symbol of the Declaration of Independence.



2026 Declaration of Independence  
Quarter Obverse




2026 Declaration of Independence  
Quarter Reverse



2026

# SEMIQUINCENTENNIAL QUARTERS


James Madison was the fourth President of the United States and known as the Father of the Constitution for his role in drafting and promoting the foundational document.



2026 United States Constitution  
Quarter Obverse




2026 United States Constitution  
Quarter Obverse




# 2026 SEMIQUINCENTENNIAL QUARTERS

Abraham Lincoln was the 16th President of the United States and is known for delivering the Gettysburg Address on November 19, 1863. The Gettysburg Address is one of the most important and moving speeches in American history.



2026 Gettysburg Address  
Quarter Obverse

2026 Gettysburg Address  
Quarter Reverse



# CLASSIC COIN DESIGNS

The United States Mint has created many beautiful and important coin designs through its history. These classic coins show symbols like Liberty, the American Eagle and moments that represent our nation's history.




1916 Walking Liberty  
Half Dollar Obverse



1916 Walking Liberty  
Half Dollar Reverse



1916 Mercury  
Dime Obverse



1916 Mercury  
Dime Reverse

# SYMBOLS ON OUR COINS

Our early modern coins are full of symbolism. Many symbols have ancient Greek and Roman origins and were widely used in the 18th and 19th centuries.



**LIBERTY CAP**

Liberty/Freedom: Cap given to freed Roman slaves



**CAP WITH WINGS**

Freedom of thought



**WREATH**

Victory



**STARS**

States: Stars and clouds together symbolize America as a new nation



**OAK BRANCH**

Strength and independence




**OLIVE BRANCH**

Peace



**TORCH**

Liberty



**FASCES**

Strength through unity: Roman symbol of wood rods tied around an axe



**BALD EAGLE**

National Bird of the United States



**UNION SHIELD**

From the Great Seal: Represents Congress and the 13 original colonies



**ARROWS**

War



**E PLURIBUS UNUM**

National motto: Latin for "Out of Many, One"



# ADDING COINS




Count the coins and circle the correct amount for each historic item!




\$.15



\$.45



\$.75



\$1.00





# MINT WORD HUNT



Search high and low; don't delay. Find the Mint's hidden words today!

W Q J K C O I N E C J U N W P M O J R A  
 P D B S Z V X B A U Z R K I R A X C D U  
 J L O P T U Y O G V E G L J E Y Y E E T  
 H T Q L B D C F L I K G P H V F C M C C  
 A V X Z L K L R E S R E K A O L L I L O  
 F N H D R A E S R I J U N F L O E N A N  
 C O L O N Y R K M F M N Y G U W Y T R S  
 B Y W A F N H D R X I Y W A T E R E A T  
 J G L I B E R T Y V Z F Q J I R E Z T I  
 G A O Q P Z X W E E F U R F O Z X Z I T  
 Z O K G H O M R F J A U T Z N B E L O U  
 B N H S U L S T M R D B W B U M R H N T  
 H T Q P B A C F T I R M P H I D C U B I  
 B N A S R L R E M C W Y W D U L R B L O  
 J L O Y T U R O J V E G E J T U Y L R N  
 S A O Q P Z S W R A L L O D F L A H O B  
 Z N K G E T T Y S B U R G E J T L U J Y



- COIN
- HALF DOLLAR
- COLONY
- ANNIVERSARY
- QUARTER
- REVOLUTION
- MINT
- CONSTITUTION
- DIME
- GETTYSBURG
- LIBERTY
- DECLARATION
- DOLLAR
- PILGRIM
- EAGLE
- MAYFLOWER



# MAZE ADVENTURE




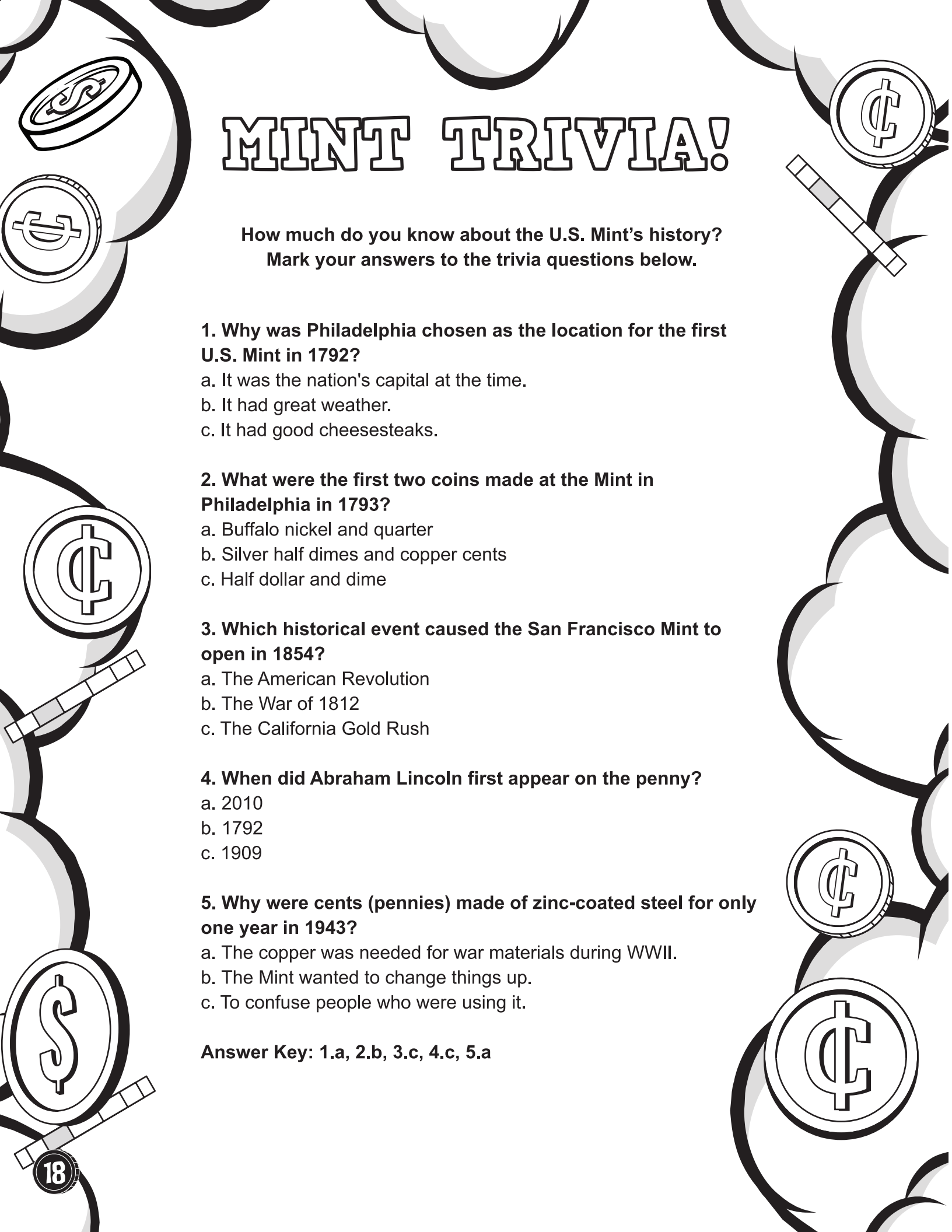
Help G.W. Quarter navigate the maze to reach Independence Hall!



# DESIGN YOUR OWN COIN

What cool idea will your coin show? Draw it here!



A decorative border surrounds the page, featuring various coins (including a dollar coin, a quarter, a dime, and a penny) and a paper strip with a scalloped edge.

# MINT TRIVIA!

How much do you know about the U.S. Mint's history?  
Mark your answers to the trivia questions below.

**1. Why was Philadelphia chosen as the location for the first U.S. Mint in 1792?**

- a. It was the nation's capital at the time.
- b. It had great weather.
- c. It had good cheesesteaks.

**2. What were the first two coins made at the Mint in Philadelphia in 1793?**

- a. Buffalo nickel and quarter
- b. Silver half dimes and copper cents
- c. Half dollar and dime

**3. Which historical event caused the San Francisco Mint to open in 1854?**

- a. The American Revolution
- b. The War of 1812
- c. The California Gold Rush

**4. When did Abraham Lincoln first appear on the penny?**

- a. 2010
- b. 1792
- c. 1909



**5. Why were cents (pennies) made of zinc-coated steel for only one year in 1943?**

- a. The copper was needed for war materials during WWII.
- b. The Mint wanted to change things up.
- c. To confuse people who were using it.

**Answer Key: 1.a, 2.b, 3.c, 4.c, 5.a**

# SPOT THE DIFFERENCE

Look closely! can you spot all 9 differences?



On July 4, 2026, America will celebrate a historic milestone—250 years of American Independence.



Learn more about how you can use coins  
in the classroom by visiting  
[kids.usmint.gov](https://kids.usmint.gov).



Looking for coin-related games and activities? The United States Mint has free games for kids, 100+ coloring pages, videos, and more! Visit the U.S. Mint Coin Classroom using the QR code.



For further information, please email  
the U.S. Mint education team at  
[education.outreach@usmint.treas.gov](mailto:education.outreach@usmint.treas.gov).